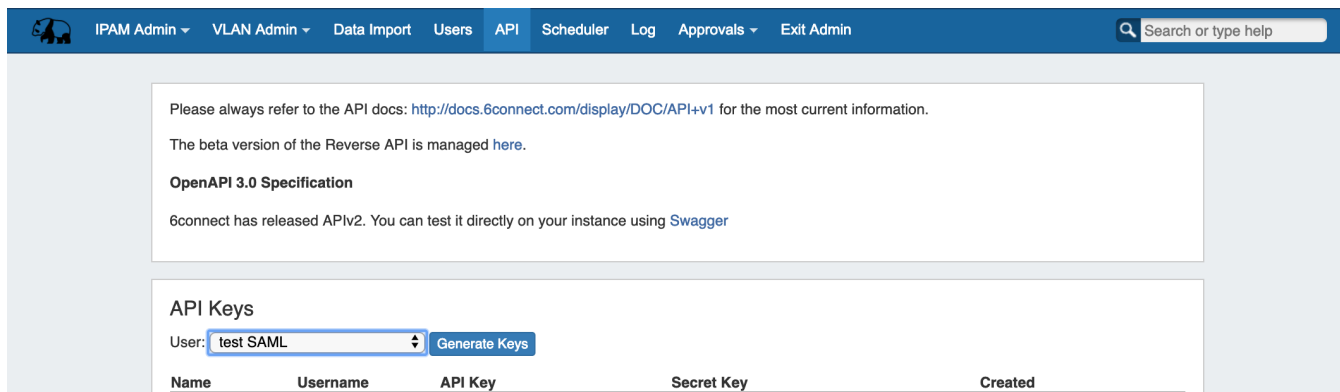


API Tab

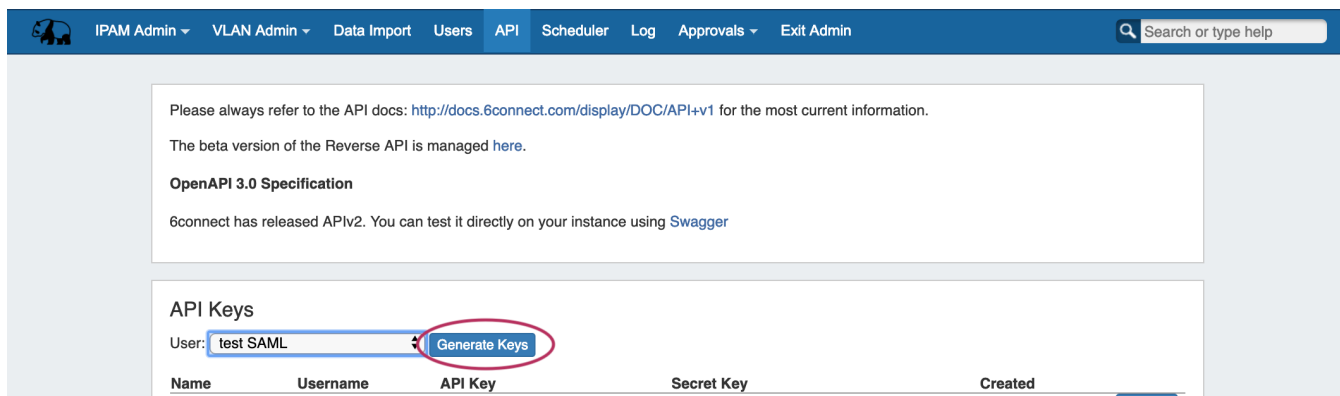
API Tab



The **API** tab allows you to create and manager API keys for users. It also provides links to APIv1 / APIv2 documentation and beta [Reverse API](#) management.

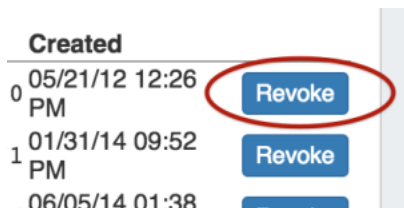
Create / Revoke a Key

To create a key, simply select the user, and click on "Generate Keys".



The Name, Username, API Key, Secret Key, and Created date information will be added to the list below.

To revoke a user's key, click "Revoke" at the end of their entry.



For detailed information on working with API features, please refer to [ProVision Developer Tools](#), [API v1](#), and APIv2 Swagger specifications linked in your instance on the API page.

Table of Contents:

- [Reverse API UI](#)