

Editing DNS Zones

DNS Zones

DNSv3DNS GroupsDNS ServersDNS ZonesDNS RecordsAdd Zone

DNS Zone list25

Forward ZonesReverse ZonesCatalog Zones

Zone Name	Last Pushed	Last Modified	Records	Zone Status	Actions
192.88.64.in-addr.arpa. (Default Group)	01/08/2024 13:57:29	01/04/2024 10:27:38	15		DeletePushCheckPerms
193.88.64.in-addr.arpa. (Default Group)	01/08/2024 13:57:29	07/19/2017 20:12:12	28		DeletePushCheckPerms
194.88.64.in-addr.arpa. (Default Group)	01/08/2024 13:57:29	07/19/2017 20:12:13	28		DeletePushCheckPerms
195.88.64.in-addr.arpa. (Default Group)	01/08/2024 13:57:29	07/19/2017 20:12:14	26		DeletePushCheckPerms
196.88.64.in-addr.arpa. (Default Group)	01/08/2024 13:57:29	07/19/2017 20:12:14	6		DeletePushCheckPerms
197.88.64.in-addr.arpa. (Default Group)	01/08/2024 13:57:29	07/19/2017 20:12:15	22		DeletePushCheckPerms

DNS Zones are accessed under the [DNS](#) tab, [DNS Groups](#) or [DNS Zones](#) sub-tabs. The [DNS Zones](#) sub-tab features the DNS Zone List - a straightforward list of all existing zones, including those not attached to DNS Groups. From here, you can create a new zone, view all Forward, Reverse, and Catalog zones, delete, push, check, view pending approvals, or edit permissions (admin only) on a zone.

This page focuses on a general UI overview of the DNS Zones and Zone View pages.

For detailed instructions on how to perform specific zone tasks, see [Working with DNS Zones](#).

- DNS Zones
 - DNS Zone List Interface
 - Sort / Filter the Zone List
 - Resources Awaiting Approval
 - View Zone Details (Zone View Page)
 - Additional Information:

DNS Zone List Interface

The DNS Zone List shows all existing zones, organized into three tabs - Forward, Reverse, and Catalog Zones.

By default, the zones load in ascending alphabetical order with 25 zones per page, with the zone's group displayed in parenthesis next to the zone name.

To switch between the two lists, simply click on the tab for the desired zone type.

DNSv3DNS GroupsDNS ServersDNS ZonesDNS RecordsAdd Zone

DNS Zone list25

Forward ZonesReverse ZonesCatalog Zones




Zone Name	Last Pushed	Last Modified	Records	Zone Status	Actions
4oakclonelimport. (TestGroup2)		12/21/2023 08:19:15	1		DeletePushCheckPerms
actioncarrental.net. (Default Group)	01/08/2024 13:57:28	09/25/2020 23:05:27	11		DeletePushCheckPerms
alarmsupply.net. (Default Group)	01/08/2024 13:57:28	07/24/2017 20:04:06	12		DeletePushCheckPerms
allvalleyas.com. (Default Group)	01/08/2024 13:57:35	01/03/2024 19:10:17	9		DeletePushCheckPerms
allvalleycharters.com. (Default Group)	01/08/2024 13:57:35	07/22/2022 11:29:24	8		DeletePushCheckPerms
allvalleypopalock.com. (Default Group)	01/08/2024 13:57:33	10/25/2018 13:00:16	8		DeletePushCheckPerms

Sort / Filter the Zone List

The Zone list may be sorted by either "Zone Name" or by "Last Modified" time.

To sort the Zone List, click on the up/down arrows next to either column header to toggle between ascending/descending order.

Forward Zones Reverse Zones Catalog Zones

 Zone Name	Last Pushed	 Last Modified	Records	Zone Status	Actions 
123zone.com.		02/13/2019 11:59:32	1		<div>DeletePushCheckPerms</div>

To filter the Zone List, click on the filter icon next to "Actions".

Forward Zones Reverse Zones Catalog Zones

Zone Name	Last Pushed	Last Modified	Records	Zone Status	Actions
123zone.com.		02/13/2019 11:59:32	1		<div>DeletePushCheckPerms</div>

Then, type in all or part of the zone name and select "Partial" or "Exact Match" from the dropdown, or select zone status. Click "Filter."

Forward Zones

Reverse Zones

Catalog Zones

Zone Name	Last Pushed	Last Modified	Records	Zone Status	Actions
<div>123</div> <div><div>Partial Match</div><div>Partial Match</div><div>Exact Match</div></div>					<div>Filter</div>
123zone.com.		09/28/2022 13:38:50	2		<div>Delete</div> <div>Push</div> <div>Check</div> <div>Perms</div>

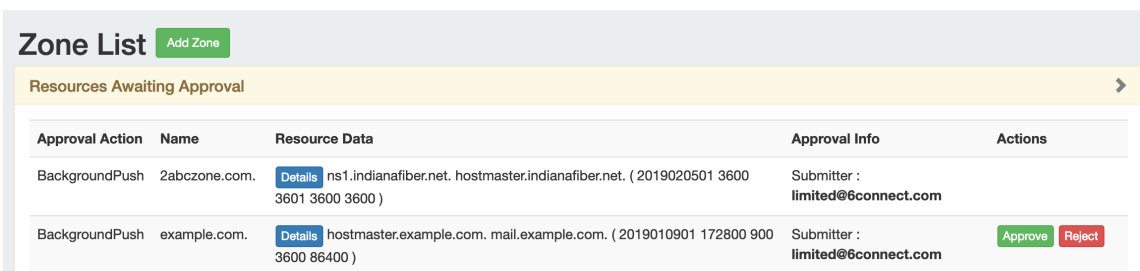
The zone list will filter the zones to only those fitting the selected criteria.

Resources Awaiting Approval

If the Approval system is in use, pending zone approval items will be shown in a "Resources Awaiting Approval" module above the Zone List.

Users who submitted a change for approval will see the details of their change request in this module.

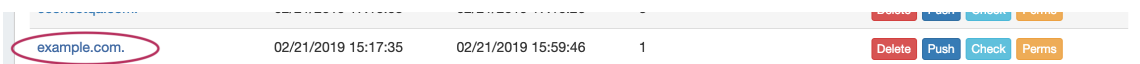
Admin users with permissions to approve or reject the request will have the option to Approve or Deny the change.



Approval Action	Name	Resource Data	Approval Info	Actions
BackgroundPush	2abczone.com.	Details ns1.indianafiber.net. hostmaster.indianafiber.net. (2019020501 3600 3601 3600 3600)	Submitter : limited@6connect.com	
BackgroundPush	example.com.	Details hostmaster.example.com. mail.example.com. (2019010901 172800 900 3600 86400)	Submitter : limited@6connect.com	Approve Reject

View Zone Details (Zone View Page)

To view details or manage a zone, click on the zone name from any Zone List to go to the Zone View page.



example.com.	02/21/2019 15:17:35	02/21/2019 15:59:46	1		Delete Push Check Perms
--------------	---------------------	---------------------	---	--	-------------------------

Additional information on the Zone View page is available in the next section, [Zone View](#).

Additional Information:

For more information on working with DNS Zones, Groups, and Servers, see the following sections:

- [Zone View](#)
- [Working with DNS Groups](#)
- [Working with DNS Zones](#)
- [DNS Administration](#)
- [Import DNS Zones](#)
- [Approvals](#)