

ProVision 7.4.5

ProVision 7.4.5

ProVision 7.4.5 is a minor release with improvements and bug fixes.

- Improvements
 - Move IP Block function
 - Add Entry improvement
 - Create and Assign option for IPAM Manage
 - ACP Workflow gadget update
 - SNMP
- API Updates
- Bug Fixes/Minor Improvements

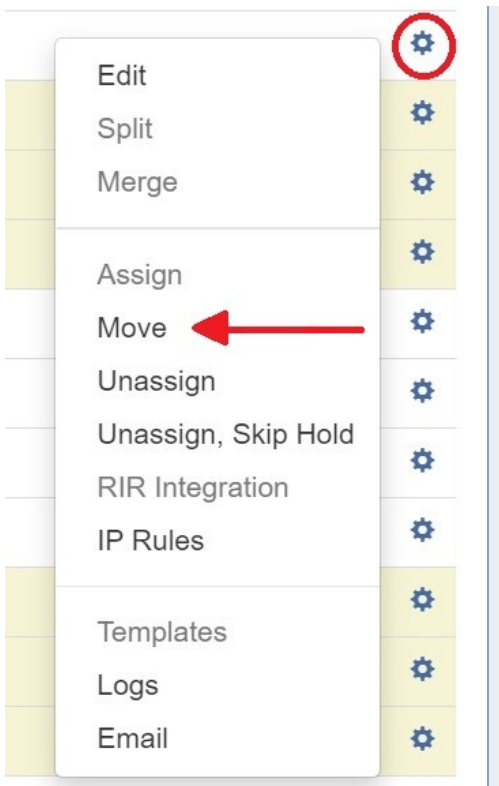
Contact 6connect at info@6connect.com to schedule a demo or get more information.

Improvements

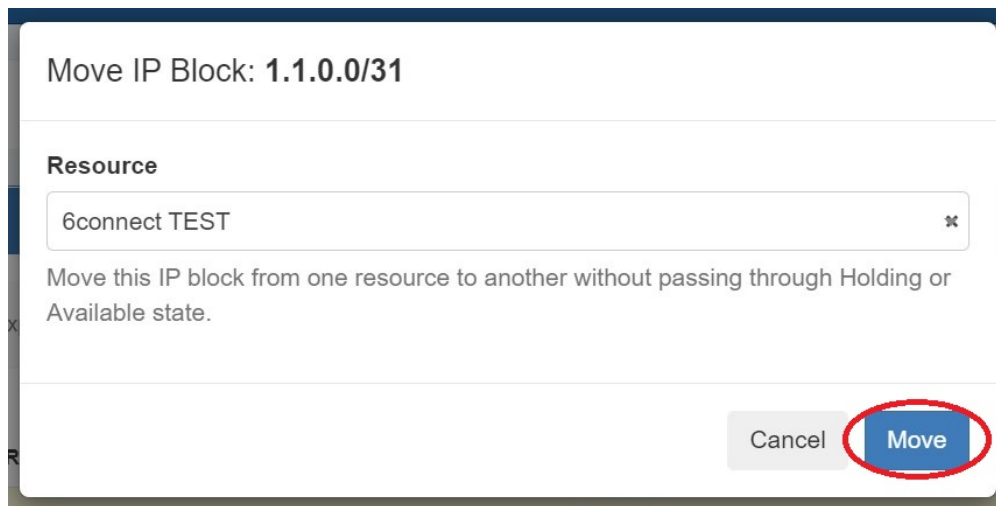
Move IP Block function

IM - 3802: Added Move IP Block function to IPAM Action Menu

Added the ability to move IP Blocks from one resource to another without needing to pass through Holding or Available.



Open the IPAM Action menu, select "Move" and the Move IP Block dialog box will appear. Select the desired resource to move the block under, then click "Move" to complete.



Move IP Block: 1.1.0.0/31

Resource

6connect TEST

Move this IP block from one resource to another without passing through Holding or Available state.

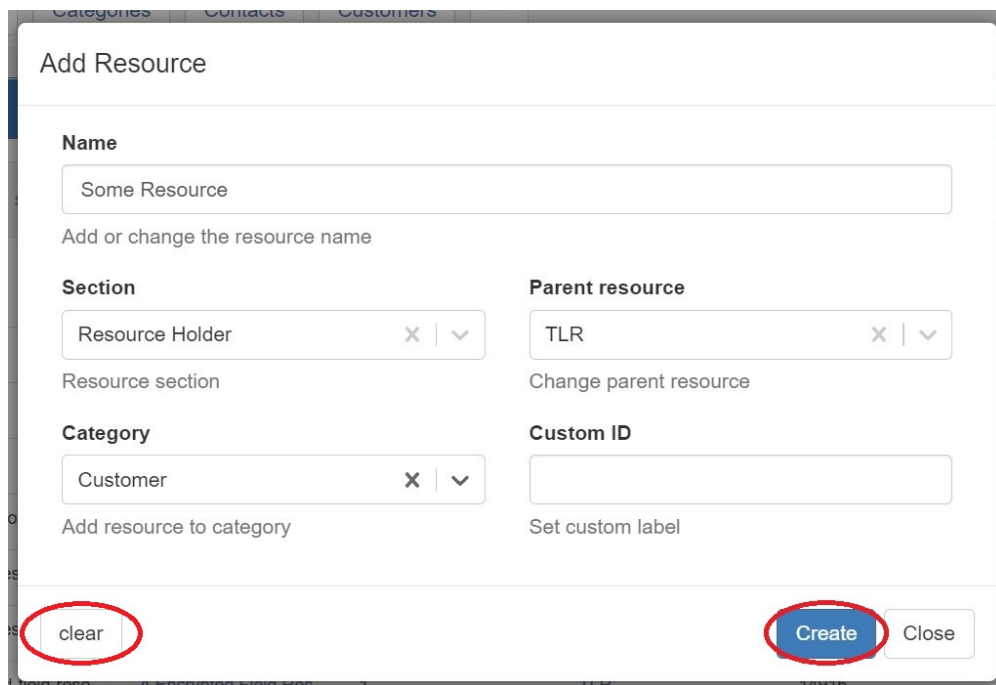
Cancel Move

The dialog box is titled "Move IP Block: 1.1.0.0/31". It features a "Resource" section with a dropdown menu currently showing "6connect TEST". Below this, a descriptive text states: "Move this IP block from one resource to another without passing through Holding or Available state." At the bottom right, there are two buttons: "Cancel" and "Move". The "Move" button is highlighted with a red circle.

Add Entry improvement

CFR - 203: Add New Entry workflow improvement

Multiple new entries can now be added from the Add Entry modal. Attributes can be retained or cleared between entry additions.



Add Resource

Name

Some Resource

Add or change the resource name

Section

Resource Holder

Resource section

Parent resource

TLR

Change parent resource

Category

Customer

Add resource to category

Custom ID

Set custom label

clear Create Close

The "Add Resource" modal contains several input fields: "Name" (with placeholder "Some Resource"), "Section" (with dropdown "Resource Holder"), "Parent resource" (with dropdown "TLR"), "Category" (with dropdown "Customer"), and "Custom ID" (empty). Each dropdown has a small "x" icon to clear the selection. At the bottom left, a "clear" button is circled in red. At the bottom right, "Create" and "Close" buttons are present, with "Create" also circled in red.

The new resource can be opened in a new tab directly from the modal by clicking "Open resource here".

Add Resource

Name

 Add or change the resource name

Section
 x | v
 Resource section

Parent resource
 x | v
 Change parent resource

Category
 x | v
 Add resource to category

Custom ID

 Set custom label

The resource New Resource was successfully added with id 19113 [Open resource here](#)

Create and Assign option for IPAM Manage

CFR - 200: Added ability to add new resource from "Assign Resource" dropdown

Added the ability to create a new resource and assign it to an IP block from the IPAM Manage Edit Attributes modal.

Edit Attributes: 10.0.1.0/24 (10.0.1.0 - 10.0.1.255)

RIR: LIR:

Domain: x VLAN:

BillingID: ASN:

Region:

Tags:

Notes:

Propagate attributes to all children: ☐ OFF

Mark this block as important: ☐ OFF

Resource: [Create and assign...](#)

NAT:

VRF:

Open the IPAM Action menu, click "Create and assign" and options for creating the new resource will appear. Select desired options and click "Add". Remember to hit "Save" on the Edit Attributes screen to complete the process.

Edit Attributes: 10.0.1.0/24 (10.0.1.0 - 10.0.1.255)

RIR: 1918 LIR:

Domain: select a domain... x VLAN:

BillingID: ASN:

Region: Ashburn, VA

Tags: Select tags...

Notes:

Propagate attributes to all children: ☐ OFF

Mark this block as important: ☐ OFF

Create a new resource. The resource will be created and the netblock assigned after saving changes.

Parent: 6connect Labz
e.g., TLR

Section: Resource Holder
e.g., Resource Holder

Name: 6connect Resource
Resource name (required)

Cancel Add

Close Save

ACP Workflow gadget update

IM - 3940: The Workflow Gadget has been extended to respect the Constraints system

Every registered constraint can be used in the ACP Gadget in order to replace the default input field.

Configuration [Add constraint](#)

Constraints

Registered constraints 4

Filter by Type: none					Search...	Q
0 items selected.						
<input type="checkbox"/>	ID	Name	Compare	Updated	Options	
<input type="checkbox"/>	39736	Resource Holder	Section Entry	02/22/2021 15:23:41	Delete	Edit Test
<input type="checkbox"/>	39739	IPAM Region	IPAM Region	02/22/2021 15:30:01	Delete	Edit Test
<input type="checkbox"/>	39740	IPAM Tags	IPAM Tags	02/22/2021 15:30:36	Delete	Edit Test
<input type="checkbox"/>	39741	IPv4 Mask	Less than or Equals to	02/22/2021 17:30:45	Delete	Edit Test

Displaying 1 to 4 of 4 items

Note

The Constraints tab is only available to Admin level users. See [Constraints](#) for more details.

Add the ACP Workflow gadget from the Edit Sections screen. See [Customizing Sections](#) for more details. Choose a workflow and apply any constraints you wish. If you do not wish to apply a constraint leave the field empty.

ACP Workflow Form

Execute the selected ACP Workflow from the resource page.

Workflow

Test smart assign

Gadget Title

Smart Assign ipv4

Map Local ID to

resource_id

Constraints

Use predefined constraints to make the execution form more user-friendly. Leave empty value if you don't want to link an ACP user_given with constraint.

mask

IPv4 Mask

tags

IPAM Tags

region_id

IPAM Region

resource_id

Choose constraint

☒ Refresh Page When Done
 ☐ Display JSON Results

On the Resource Entry page enter values in available fields of the gadget and click "Execute Workflow". If the workflow is successful the page will either refresh automatically or load JSON results, depending on the option selected. See [ACP \("Workflows"\) Gadget](#) for more detail.

Smart Assign ipv4

This gadget will execute the workflow "Test smart assign" which has 1 steps and 4 required fields. Resource ID is linked to resource_id.

mask

32

tags

BB

Cable

region_id

Ashburn, VA

Execute workflow

SNMP

IM - 3694: ProVision has been updated to support SNMP. See [Local Installations: SNMP](#) for additional details.

Added *DNS Server statistics* option to *DNS Global Settings* in Admin section. If enabled it will gather information about zone pushes for each server managed by ProVision.

The screenshot shows the IPAM Admin web interface. At the top is a navigation bar with links: IPAM Admin, Data Import, Users, API, Scheduler, Log, Approvals, Constraints, and Exit Admin. A search bar is on the right. Below the navigation bar is a tabbed interface with tabs for Admin Settings, Application, Authentication, DNS (selected), Peering, and Templates. The main content area is titled 'DNS Global Settings'. On the left is a sidebar with links: DNSSEC Settings, Dynamic Updates, Backup Settings, Import Settings, and a button for DNS Server statistics. The main panel shows a toggle for 'Enable DNS Server statistics for snmp' which is currently 'ON'. Below the toggle is a note: 'If enabled it will gather information about zone pushes for each server managed by ProVision.' A red circle highlights the 'Save Changes' button in the bottom right corner.

API Updates

IM - 3938: Improved description for the "load_links" parameter GET /resource call in Swagger documentation

Public APIv2 documentation is located at <https://cloud.6connect.com/APIv2/>.

Bug Fixes/Minor Improvements

IM - 3879: Fixed VLAN selector dropdown menu in DHCP gadget that did not correctly display all domains

IM - 3905: Fixed error that deleted LIR settings for an IP block when multi-editing another field

IM - 3918: Corrected issue with public key authentication enabled DNS servers that did not retain keys when edits to other fields were made

IM - 3920: Fixed logic error in Smart Assign that attempted to re-aggregate divided blocks and allowed them to be assigned more than once

IM - 3921: Fixed permissions issue that did not display sections properly for limited permissions users in the add entry dropdown menu

IM - 3927: Resolved error with IPAM Runout reports export to PDF function

IM - 3929: Corrected issue that did not allow the customer label/custom ID to be deleted from an entry

IM - 3934: Fixed a problem with ISC Bind Slave Servers and Dynamic Updates

IM - 3935: Resolved an issue with Resource Reporting that resulted in export to CSV disregarding the attribute filter

IM - 3941: Fixed a typo in the move IP block modal